

Made in Switzerland

STFP100-K

Screen Top Feeding Portal



swiss marine
aquatics

Easy fish feeding


Easy water testing

No more food stuck in screen top

swissmarineaquatics.ch



Patent Pending




Patent Pending

Feeding Portal

Installation Instruction




swiss marine
aquatics




Select placement on net.

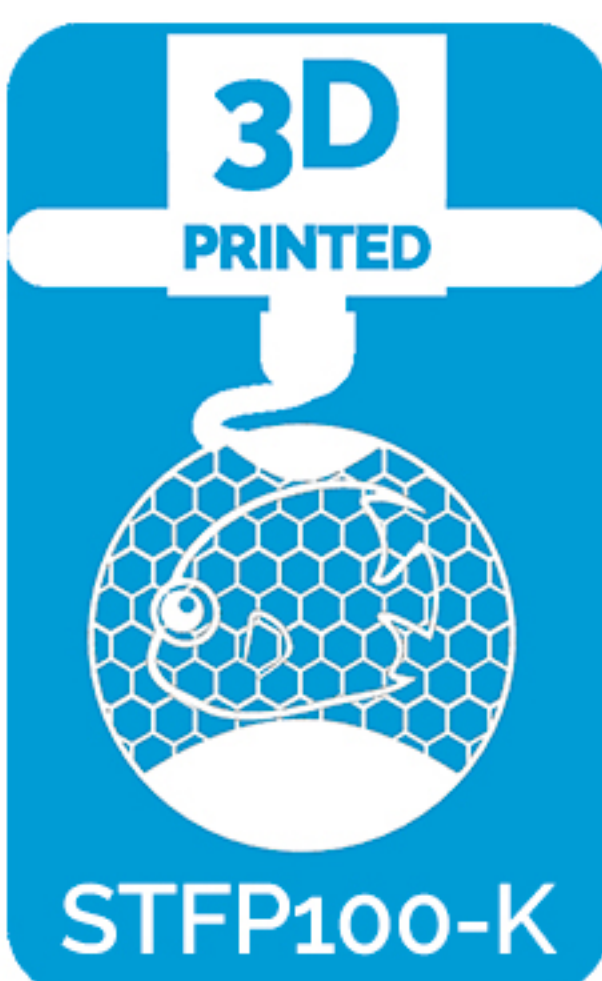
Tip: Place in regular feeding spot or under auto feeder.




Remove net from aquarium. Place bottom ring under net in selected spot and top ring on top of net over bottom ring. Secure in place with the provided plastic screws.



Cut out the net inside the rings with cutters.



For detailed installation tutorial,
please follow the QR code or visit
go.swiss-marine.ch/feeding



swiss marine
aquatics
Wittenbach, SG
Switzerland

Made in Switzerland
swissmarineaquatics.ch